

12 Jul 90

### FOLDING CAGE FOR A PAIR OF DOVES

designed by W. F. Hollander and Wilmer J. Miller (not patented)

#### Construction:

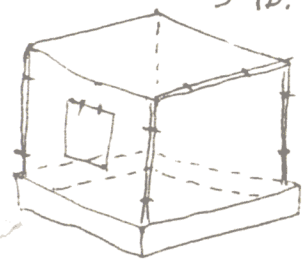
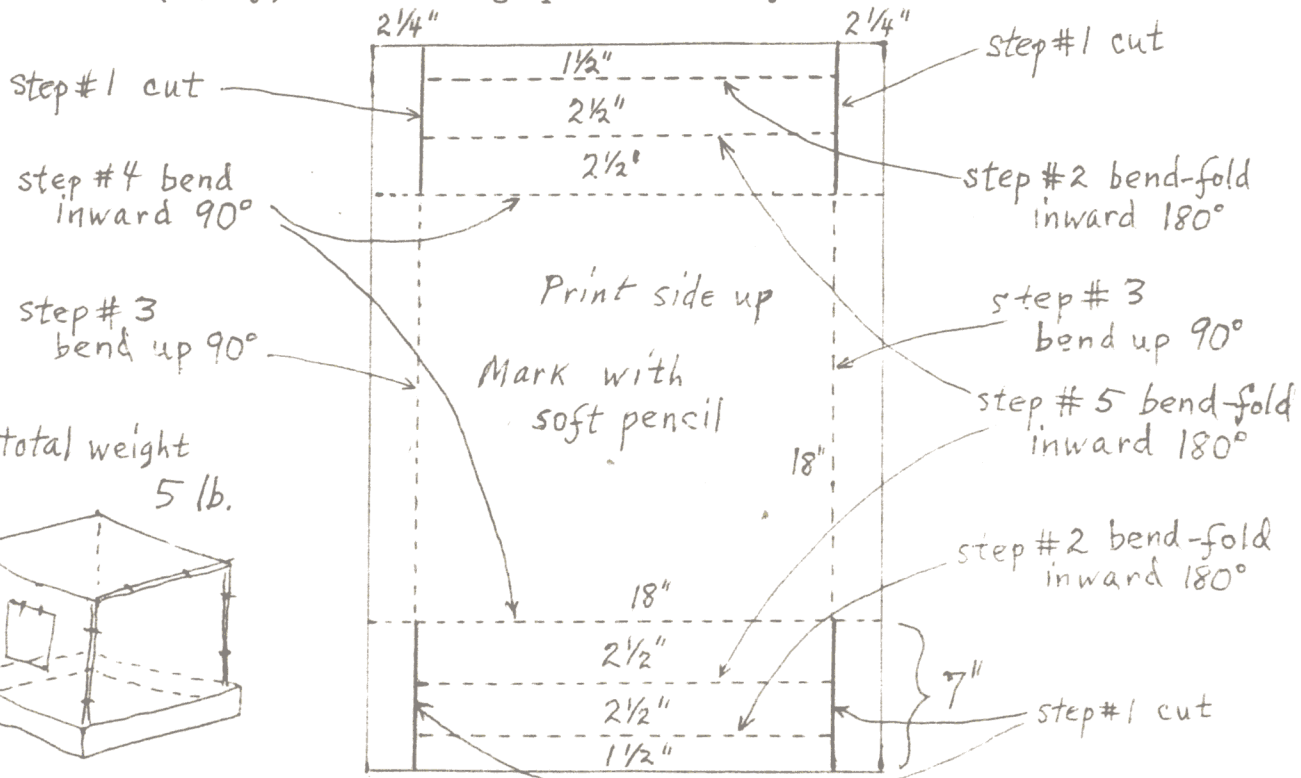
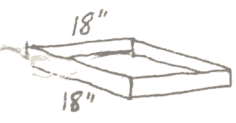
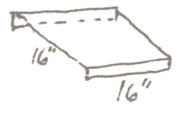
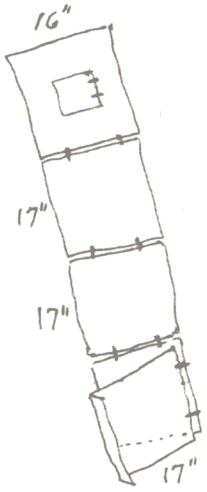
obtain 1" x 2"-mesh welded wire from a 3-foot-wide roll. Use strong wire-cutters to cut 4 side-panels 17" x 16" (the 17" for one edge being the smooth edge of the roll). Next cut a 17" x 18" piece for the cage top, and a 16" x 18" piece for the bottom. Finally cut an 8" x 8" piece for a door. From one of the side panels cut out a door-opening 7" x 8". Note: the wire-cutters leave sharp points; if these are to be bent out of the way they should not be less than  $\frac{1}{2}$ " long, but if they are to be filed smooth they should be as short as possible. Filing should be done with a metal-file or grinding-wheel.

Flatten the panels, and then lay them edge-to-edge for hingeing, with the door-panel at one end; hingeing is to be of the 16"-edges together. For hingeing we prefer "pig-rings", which can be attached with common pliers. Next stand the cage-sides up; note that one corner should not be permanently hinged if the cage is to be folded again. Temporary wire-ties may be used for this corner.

Next for the top-panel: bend 1" of the 18" length 90 degrees. Hinge the opposite edge from this bend to the top edge of the side-panel adjacent to the door panel. And finally hinge the door to the top edge of the door-opening.

The floor-panel is not to be attached to the sides -- it is independent. Bend 1" of each end of the 18" length down 90 degrees, so that the effective floor area is 16" x 16".

We recommend a metal pan for the cage to sit in. Thin aluminum sheets 22 $\frac{1}{2}$ " x 32" used in printing newspapers are available at very low cost from newspaper publishers; the sheets are clean on one side but may need some ink wiped off the other. The sheet can be cut and bent (easily) to make a cage-pan without any rivets:



Cage furniture: 1 piece of wood-lath 20" long, notched each end, for perch, to be placed 8" from cage top; cups for feed and water; nest bowl or box about 2" deep, with sand bottom and pine needles or chopped grass.